

L128

Turnstile

Description



All turnstile models are space efficient security barriers, with a compact design, also offer sufficient space to integrate any access control system. They can be mounted with display, passage counter, card reader, token operation, traffic lights, command console and alarm system against unauthorized entries. The unique dropping arm feature provides a fail safety solution in case of an emergency or power failure, providing egress in case of crisis evacuations. Durability with minimal maintenance means years and millions of trouble free passages. The turnstile creates a secure environment in, such as, a reception area. Our turnstiles are used in different applications including stadiums and arenas, perimeter and interior security, recreation and amusement parks, retail crowd control, transit fare collection and lobby access control.

Features & Benefits

CONTROLLER

- Semi-auto mode: After reading card the passenger pushes the arm by hand until he goes through the barriers and the arm arrives in home position.
- Full-auto mode: The passenger pushes the arm at a little strength after reading card, and the arm will automatically rotate forward by motor power until the arm arrives in home position.
- Pure mechanical mode: The passenger pushes the arm by hand until he goes through the barriers.
- Single or bi-directional function in mechanical and electrical versions.
- Automatic reset of barrier arms after each passage.

Technical Data

Technical Data	Unit	L128
Passage width	mm	≤ 550
Throughput rate	p/m	35
Power supply	V(ac)	100v-240V
Operational voltage	V(dc)	24
Max power consumption	w	35
Frequency	hz	50-60
Prection level	ip	≥ 44
Working temperature	°C	-25~+70
Electro-magnetic drive		DC
Dimension excluding bars	mm	1120x280x960
Net weight including bars	kg	35

- Cable or wireless remote control panel key override control for emergency situations. Automatically arm drop down when power off or emergency.
- Adjustable time out delay.

OPERATING MODES

- Single passage in the set direction
- Bi-directional passage
- Free passage in the set direction
- Always free or locked

MATERIALS

- Housing: Made in metal sheet and painted, or in stainless steel AISI 304 or AISI 316.
- Barrier arms: Stainless steel
- Lid (optional): Stainless steel or artificial stone (black / brown)

COLOURS & FINISHES

- High quality powder coating plus lacquered finish
- Dark grey colour high quality powder coating plus lacquered finish
- Sandpaper powder coating with pearl mica effect

L128

Turnstile

Features & Benefits

MECHANISM


- Heavy-duty design for 24 hours continuous application
- Heavy duty pull type solenoid
- Indoor or outdoor application
- High durability with industrial parts

COMMUNICATION

- Dry contact relay with 12 volt or 24 volt pulse
- If RS485, or TCP-IP communication with computer, the access control board needed

ELECTRO-MAGNETIC DRIVE

- Three million times or above operation test for electro-magnetic drive
- Overheat and overload dual protection for electro-magnetic drive



Machine Head

1. Running; stable

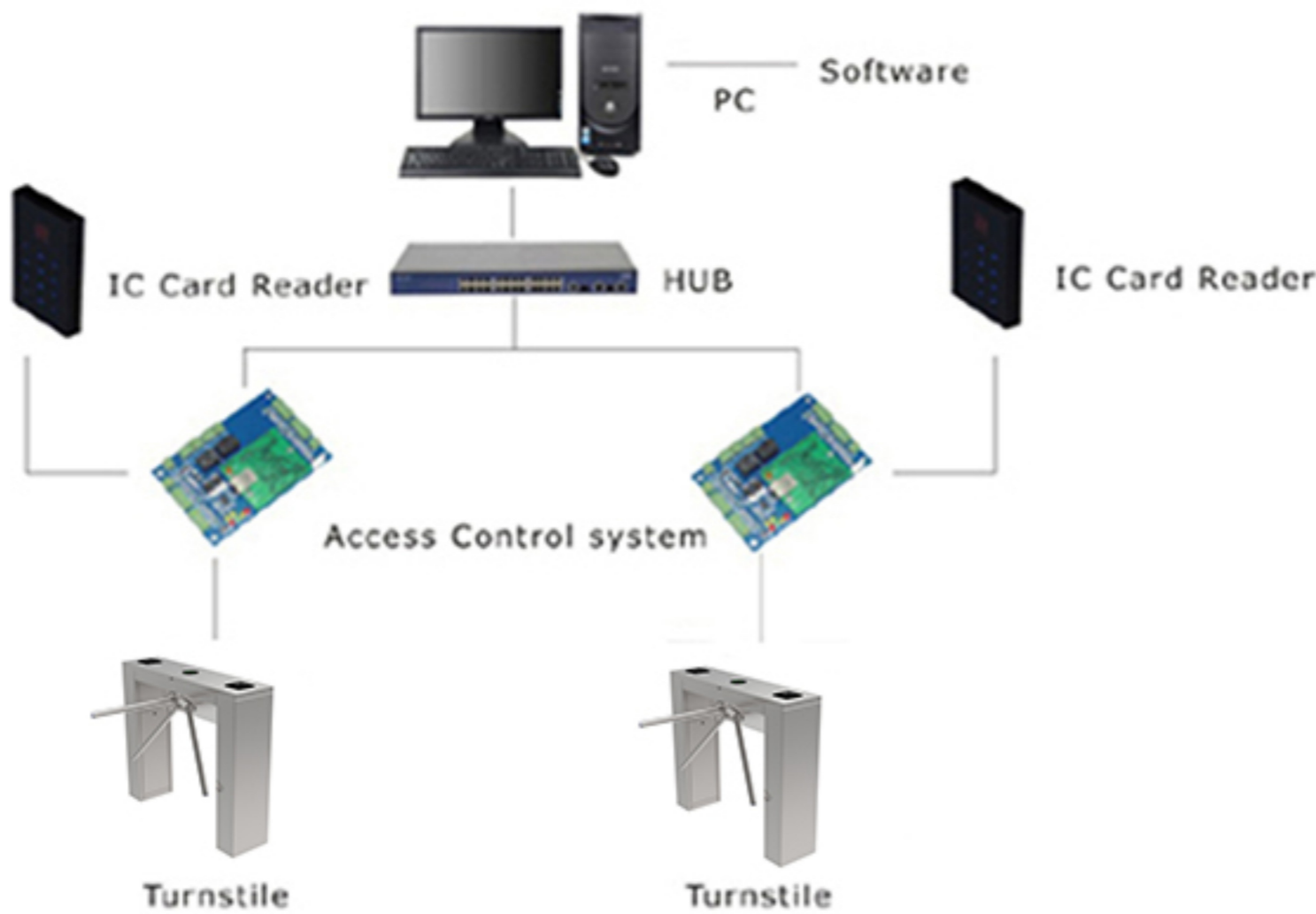
2. Strong mechanism;

OTHERS

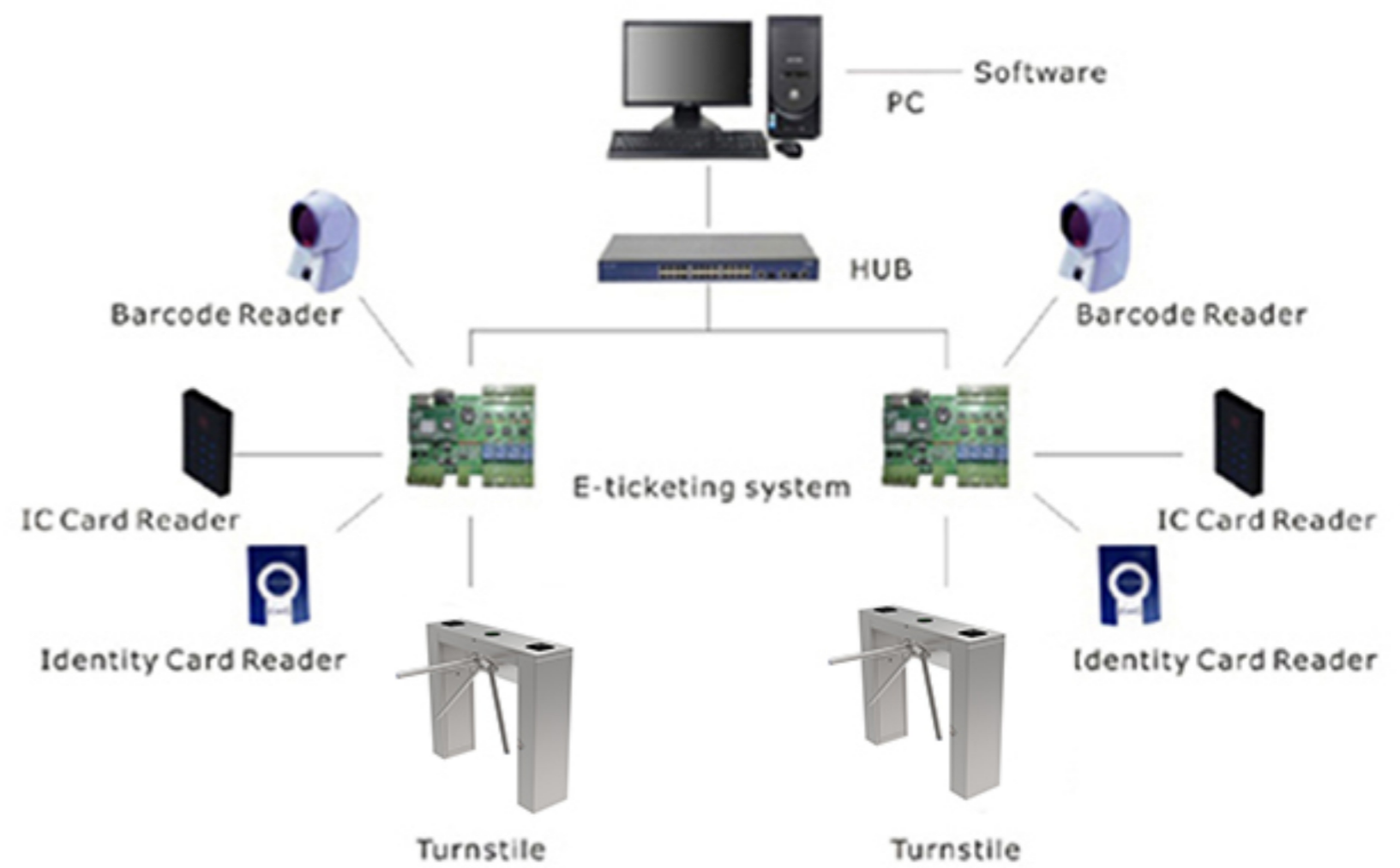
- Accurate count inputs to access control for reports

Diagram

Access Control System



E-ticketing System



Terminal Connection



Dimension

